

Bartosz Kozicki*
Igor Britchenko**
Arsen Ovsepyan***
Sabina Grabowska****

FORECASTING OF THE NUMBER OF AIR PASSENGERS IN THE UNITED STATES IN TERMS OF THE MAINTENANCE OF ECONOMIC SECURITY DURING THE IMPACT OF COVID-19

Abstract

The purpose of the study is to forecast the number of passengers transported by air in the United States for 2021-2022. The forecast is preceded by a multidimensional comparative analysis of the number of passengers transported by air in the United States from 1 January 2019 to 2 November 2021. To achieve this goal, the data were grouped as dependent variables: years, months-years. The observed similarities, the analysis and evaluation of the literature as well as the own experience made it possible to forecast primary data for the future. The obtained results show a growing trend in the number of passengers transported by air in the United States. The forecast for 3 November 2021 to 31 December 2022 is 837 459 877 prospective air passengers in the United States. The standard deviation of the obtained forecast was 255 680,3, the arithmetic mean was 1 975 141 passengers and the median was 1 998 478 passengers. The observed similar trends in the identical months of July-October in 2019 and 2021 as well as the analysis of the literature and the own experience allowed for the selection of a method for the forecasting of the number of passengers transported by air in the United States for the future. The detected regularities as recurring trends in the number of air passengers transported in the United States on a dynamic basis may be used to forecast them for the future.

Keywords: economic security, air transport, forecasting, data analysis, COVID-19 pandemic

Introduction - analysis of the literature on the subject of research

The study deals with issues related to air transport of passengers in the United States. The increasing phenomenon of globalization affects the increase in the demand for travel. In the literature, transport is interpreted as a set of activities associated with the movement of material resources of enterprises in the supply chain¹. Transport includes the transit of cargo and people (passengers) in domestic and international traffic with the use of means

* Wojskowa Akademia Techniczna, e-mail: bartosz.kozicki@wat.edu.pl, ORCID: 0000-0001-6089-952X.

** Państwowa Uczelnia Zawodowa im. Prof. Stanisława Tarnowskiego w Tarnobrzegu, e-mail: ibritchenko@gmail.com, ORCID: 0000-0002-9196-8740.

*** Fundacja Polsko-Ormiańska w Warszawie, e-mail: arsen@fpo.com.pl, ORCID: 0000-0002-3359-4023.

**** Uniwersytet Rzeszowski, e-mail: sgrabowska@ur.edu.pl, ORCID: 0000-0003-0530-708X

¹ E. Gołemska, Z. Bentyn, M. Gołembski, *Logistyka usług. Aktualne trendy rozwoju. Najnowsze wyniki badań. Sprawdzone metody zarządzania*, Warszawa 2017, p. 48.

of transport². The article focuses on one type of transport considered to be the safest and fastest – air transport. It has become a convenient and mass way of relocating people. It is one of the most significant branches of the economy of great importance for economic development and its ultimate goal is to meet transport needs³. From the economic point of view, the increase in demand for air transport is one of the factors creating economic growth and its proper functioning affects the maintenance of an appropriate level of economic security.

Eugeniusz Zwierzchowski considers ensuring the safety of citizens as one of the basic tasks of the state. Ensuring the safety of citizens consists, inter alia, in on various actions taken by state authorities to protect citizens against the consequences of hostilities and terrorist attacks, but also against the threat of domestic crime, the development of epidemic diseases, natural disasters, various types of catastrophes and other threats to the life, health or property of citizens⁴.

Security can be divided according to several criteria⁵. One of them is the subject criterion, thanks to which it is possible to distinguish between political security, military security, economic security, environmental security, social security, etc.⁶.

Economic security is associated with the provision of economic conditions necessary for the survival, prosperity and sustainable development of society as well as the efficient operation of the state and its institutions⁷.

Economic security, therefore, refers to free access to markets, funds and natural resources which ensure the development of various entities and, thus, affect the appropriate level of the conditions that give confidence, its maintenance and the possibility of improvement⁸.

Continuous analysis, evaluation and forecasting of the number of transported passengers for the future are extremely important in terms of the correct planning and maintenance of an appropriate level of economic security. Many different standards and indices are used during the analysis. The median was calculated in the study and dynamics indices on a constant basis were applied. The methods of index calculation such as the

² A. Kuriata, Z. Kordel, *Transport. Ujęcie systemowe*, Warszawa 2020, p. 10.

³ A. Nurzyńska, *Bezpieczeństwo usług w międzynarodowym transporcie lotniczym przewozów pasażerskich*, Katowice 2016, p. 11.

⁴ E. Zwierzchowski, *Bezpieczeństwo obywateli*, [in:] *Konstytucja Rzeczypospolitej Polskiej. Komentarz encyklopedyczny*, eds. W. Skrzydło, S. Grabowska, R. Grabowski, Warszawa 2009, p. 108.

⁵ M. Brzeziński, *Rodzaje bezpieczeństwa państwa*, [in:] *Bezpieczeństwo wewnętrzne państwa. Wybrane zagadnienia*, eds. S. Sułowski, M. Brzeziński, Warszawa 2009, pp. 33-34; S. Grabowska, *Bezpieczeństwo państwa*, [in:] *Kategoria bezpieczeństwa w regulacjach konstytucyjnych i praktyce ustrojowej państw Grupy Wyszehradzkiej*, eds. A. Bień – Kacała, J. Jirásek, L. Cibulka, T. Drinóczy, Toruń 2016, pp. 95-104.

⁶ K.A. Wojtaszczyk, *Bezpieczeństwo państwa - konceptualizacja pojęć*, [in:] *Bezpieczeństwo państwa. Wybrane problemy*, eds. K.A. Wojtaszczyk, A. Materska-Sosnowska, Warszawa 2009, p. 12; R. Zięba, *Pozimnowojenny paradygmat bezpieczeństwa międzynarodowego*, [in:] *Bezpieczeństwo międzynarodowe po zimnej wojnie*, ed. R. Zięba, Warszawa 2008, p. 16; J. Czaputowicz, *Kryteria bezpieczeństwa międzynarodowego państwa - aspekty teoretyczne*, [in:] *Kryteria bezpieczeństwa międzynarodowego państwa*, eds. S. Dębski, B. Górka - Winter, Warszawa 2003, p. 22-23.

⁷ W. Kitzler, *Bezpieczeństwo narodowe RP. Podstawowe kategorie. Uwarunkowania. System*, Warszawa 2011, p. 49.

⁸ M. Jurgilewicz, K. Michalski, M. Kubiak, A. Grądzka, *The implementation of selective passenger screening systems based on data analysis and behavioral profiling in the smart aviation security management - conditions, consequences and controversies*, "Journal of Security and Sustainability" June 2020, Issues Vol. 9(4), pp. 1145-1155.

median or dynamics indices are presented in many literature items⁹. The comparison of indices over time allows for the detection of regularities as a trend or seasonality. This type of regularity is detected by the use of the so-called time series analysis¹⁰. The evaluation of the conducted analysis of the time series allows for the optimal selection of the method for the forecasting of the considered data. Forecasting methodology in literature is very scattered¹¹. The selection of the forecasting method depends on the evaluation of historical data observations, the history of the process, the knowledge of the model builder and information on the impact of external factors on the primary data under consideration.

In the study, the external factor affecting the primary data is the COVID-19 infectious disease pandemic. The first case of COVID-19 was reported in Wuhan, China¹². The disease tended to spread rapidly. It has become a threat to people all over the world. After the announcement of the COVID-19 pandemic by the World Health Organization on 11 March 2020¹³, there was a strong weakening, especially in the air passenger transport sector¹⁴. Huge drops in the number of people transported by passenger air transport were recorded in every country of the world. The United States was one of the leaders in passenger air transport until 2019. Since March 2020, huge, previously unprecedented drops in the number of people transported by air transport have been visible¹⁵. The enormous declines also led to the fastest increase in the unemployment rate in the history of the United States in April 2020 to the level of 14,7%¹⁶. There was also a global decline in oil demand which, in turn, resulted in long-term strong drops in the price of a barrel of crude oil until the end of 2020¹⁷.

In the article, in order to build a model of the forecasting of retrospective data for the future, multidimensional comparative analyzes were used which are identified with the

⁹ B. Puławska-Turyńska, *Statystyka dla ekonomistów. Wydanie III zmienione*, Warszawa 2011, pp. 58-62; M. Rabiej, *Analizy statystyczne z programami Statistica i Excel*, Gliwice 2018, p. 49; J. Żyżyński, *Statystyka opisowa i matematyczna dla zarządzania*, Warszawa 2017, pp. 52-54.

¹⁰ J. Józwiak, J. Podgórski, *Statystyka od podstaw*, Warszawa 2012, pp. 423-472; A. Bielecka, *Statystyka dla menadżerów*, Piaseczno 2017, pp. 328-342.

¹¹ M. Papież, S. Śmiech, *Modelowanie i prognozowanie cen surowców energetycznych*, Warszawa 2017; S.M. Kot, J. Jakubowski, A. Sokołowski, *Statystyka*, Warszawa 2011; P. Dittmann et al., *Prognozowanie w zarządzaniu sprzedażą i finansami przedsiębiorstwa*, Warszawa 2016; S.G. Makridakis, S.C. Wheelwright, R.J. Hyndman, *Forecasting methods and applications*, New York 1998; M. Samonas, *Financial forecasting, analysis, and modelling: a framework for long-term forecasting*, Wiley, Chichester 2015.

¹² N. Zhu et al., *A Novel Coronavirus from Patients with Pneumonia in China, 2019*, "New England Journal of Medicine", 24 January 2020.

¹³ E. Satomi et al., *Alocação justa de recursos de saúde escassos diante da pandemia de COVID-19. Considerações éticas*, "Einstein" April 2020, São Paulo 18(2), DOI: 10.31744/einstein_journal/2020AE5775.

¹⁴ A. Matuka, *COVID-19 Outbreak and US Economic Policy Uncertainty: An ARDL Approach*, "SSRN Electronic Journal" September 2020.

¹⁵ United States Department of Transportation, 2021; <https://www.statista.com/statistics/1104036/novel-coronavirus-weekly-flights-change-airlines-region/>, as of 8.11.2021

¹⁶ B. Kozicki, M. Górniewicz, 2020. *Unemployment Rate in Poland and USA during COVID-19 Pandemic: A Case Study*, "European Research Studies Journal" 2020, No.10, DOI: 202010.35808/ersj/1861, pp. 187-200; B. Kozicki, M. Kalwasiński, *Multivariate comparative analysis of unemployment rates in the United States and China. COVID-19 versus economic security*, International Business Information Management Conference (37th IBIMA) Cordoba, Spain 2021.

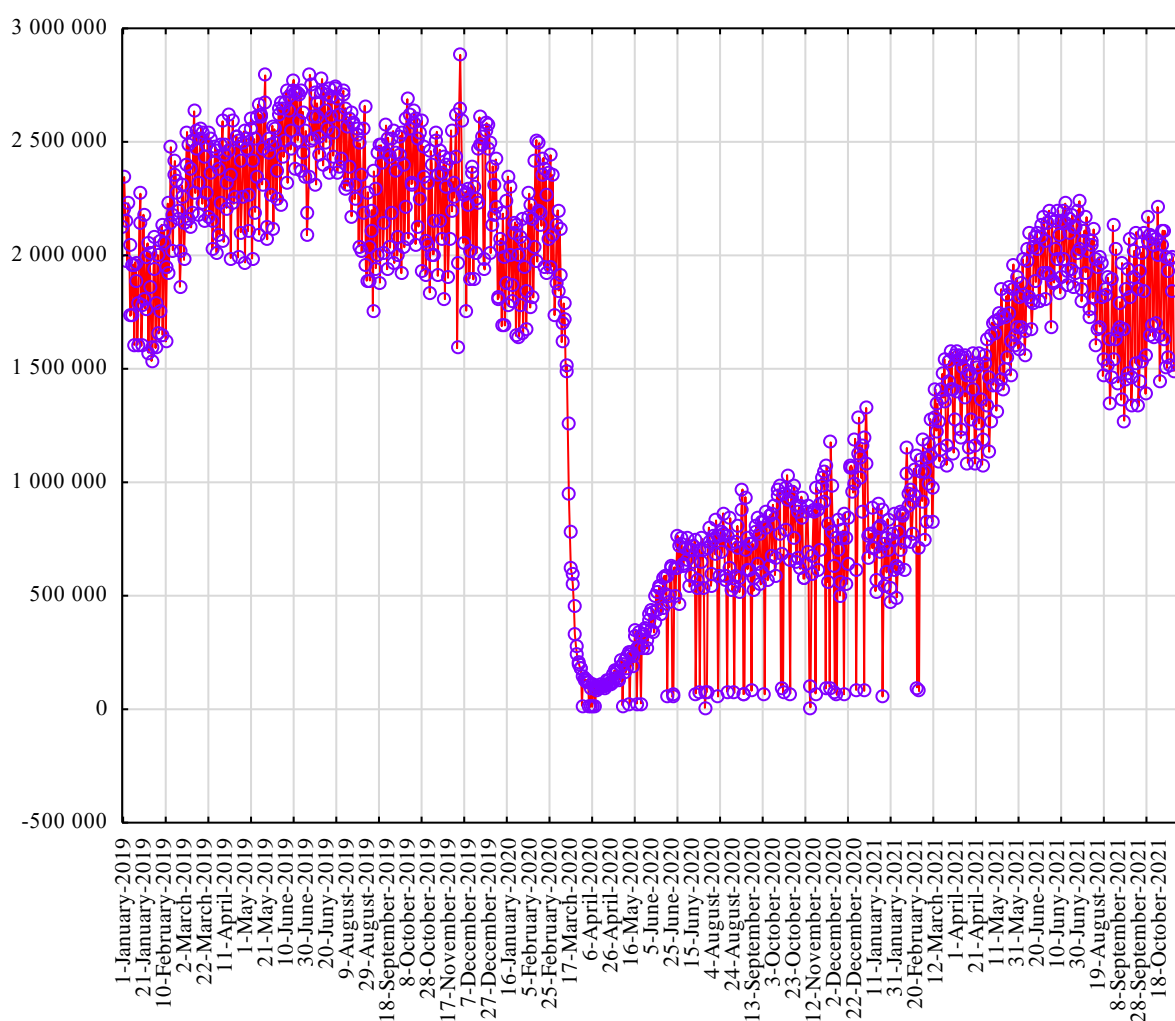
¹⁷ K. Kingsley, H. Kouam, *COVID-19 and oil prices*, "SSRN Electronic Journal" January 2020, DOI: 10.2139/ssrn.3555880

ordering of a relatively homogeneous set of objects to make decisions¹⁸. These are groups of statistical methods that simultaneously analyze at least two variables describing each examined object¹⁹.

Multidimensional analysis of the number of passengers transported by air in the United States

The research began with the drawing of a line chart of the number of passengers transported by air in the United States from 1 January 2019 to 2 November 2021, on a daily basis (Fig. 1).

Figure 1. Line chart of the number of passengers transported by air in the United States from 1 January 2019 to 2 November 2021, on a daily basis



Source: <https://www.tsa.gov/coronavirus/passenger-throughput> (04.11.2021).

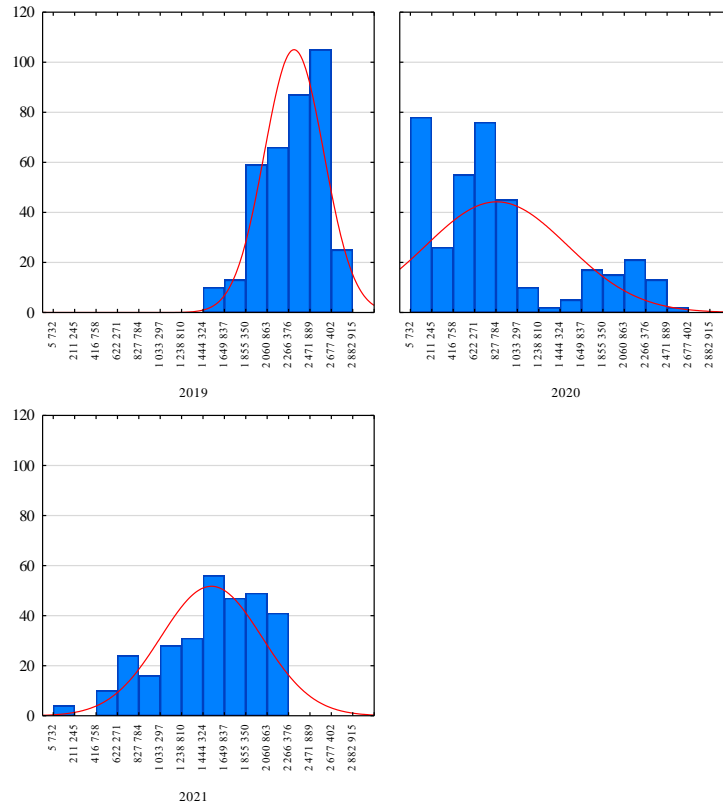
¹⁸ M. Łuniewska, W. Tarczyński, *Metody wielowymiarowej analizy porównawczej na rynku kapitałowym*, Warszawa 2006, p. 10.

¹⁹ M. Łuniewska, *Metody wielowymiarowej analizy porównawczej na rynku kapitałowym*, Warszawa 2006, p. 9.

Figure 1 shows that the largest number of passengers (842 301 625) in the United States was transported by air in 2019. In 2020, due to the COVID-19 pandemic, the number of passengers transported by air decreased to 302 955 637 and in 2021 (from 1 January to 2 November - 306 days) it increased to 464 103 837 passengers. In 2019, approximately 52,34% of the total number of air passengers was transported in the US in the period from 1 January 2019 to 2 November 2021. However, in 2020 only 18,83% and in 2021 (from 1 January to 2 November) about 28,84% of the total amount under consideration. The median of the number of transported passengers annually in the United States in the three analyzed years was as follows: 2019 – 2 356 802 passengers, 2020 – 689 895 passengers and 2021 (306 days - from 1 January to 2 November) – 1 787 234 passengers. The highest standard deviation from the arithmetic mean of the considered primary data in the analyzed period was in 2019 and amounted to 676 557 passengers. The second place in the ranking was 2021 (1 January to 2 November) with a standard deviation of 484 723,9 passengers. The third place is 2020 with a standard deviation result of 284 894,6.

The further stage of the research was the analysis of the distributions of the primary data under consideration in the group ‘years’. In the first stage of the research, categorized histograms were used. The results of the research are outlined in Figure 2.

Figure 2. Categorized histograms of the number of passengers transported by air in the United States from 1 January 2019 to 2 November 2021

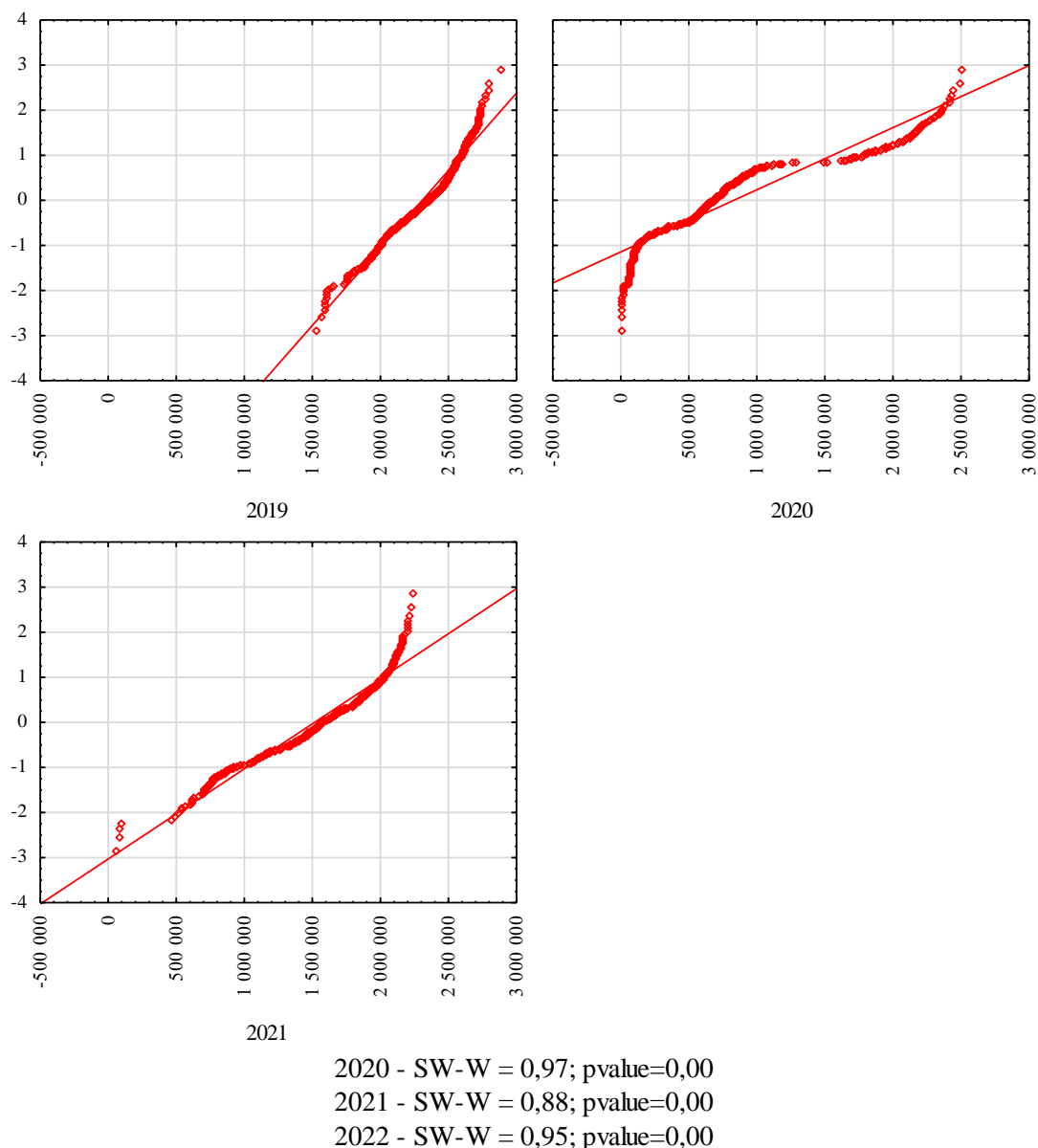


Source: <https://www.tsa.gov/coronavirus/passenger-throughput> (04.11.2021)

The information outlined in Figure 2 shows that the data distribution for 2019 and 2021 may be close to the normal distribution. However, the distribution of historical data on the number of passengers transported by air in the United States in 2020 is not a normal distribution. In 2020, a bimodal distribution can be observed.

In order to determine the existence of a normal distribution in the considered primary data, a categorized normality graph with the Shapiro-Wilk test was used.

Figure 3. Categorized normality graph with the Shapiro-Wilk test of the number of passengers transported by air in the United States from 1 January 2019 to 2 November 2021



Source: <https://www.tsa.gov/coronavirus/passenger-throughput> (04.11.2021).

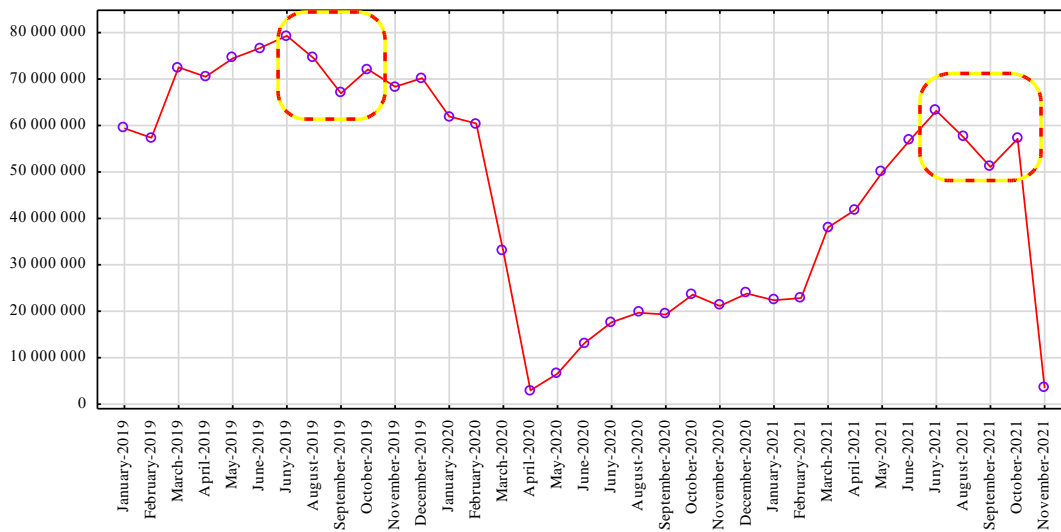
The observations of the normality graphs (Fig. 3) show that the data from 2019 are closest to the normal distribution, then the data from 2021. The data from 2020 is not a normal distribution. The arrangement of the quantiles for 2019 and 2021 is similar. On the other hand, the conducted three Shapiro – Wilk tests indicate the lack of a normal

distribution in all three considered cases because p-value is lower than the accepted level of significance

The forecasting of the number of passengers transported by air in the United States for 2021-2022

The observation of the similar arrangement of quantiles in 2019 and 2021 has become a premise for further research in this area. For this purpose, the primary data was grouped according to dependent variables ‘months/years’ and presented in Figure 4.

Figure 4. Line chart of the number of passengers transported by air in the United States from 1 January 2019 to 2 November 2021 in the group of dependent variables ‘months’



Source: <https://www.tsa.gov/coronavirus/passenger-throughput> (04.11.2021).

The results of the research presented in Figure 4 show similar trends in the number of passengers transported by air in the United States in the identical months from July to October in 2019 and 2021. The trend was presented by a decrease in the number of passengers transported by air in the identical months from July to September, followed by an increase in identical months - in October. The primary data of the above-mentioned phenomenon, along with the calculated indices of dynamics on a constant basis and the median, are presented in Table 1.

Table 1. Descriptive statistics of the number of passengers transported by air transport in the United States in the identical months of July - October in 2019 and 2021, with the calculated indices of dynamics on a constant basis

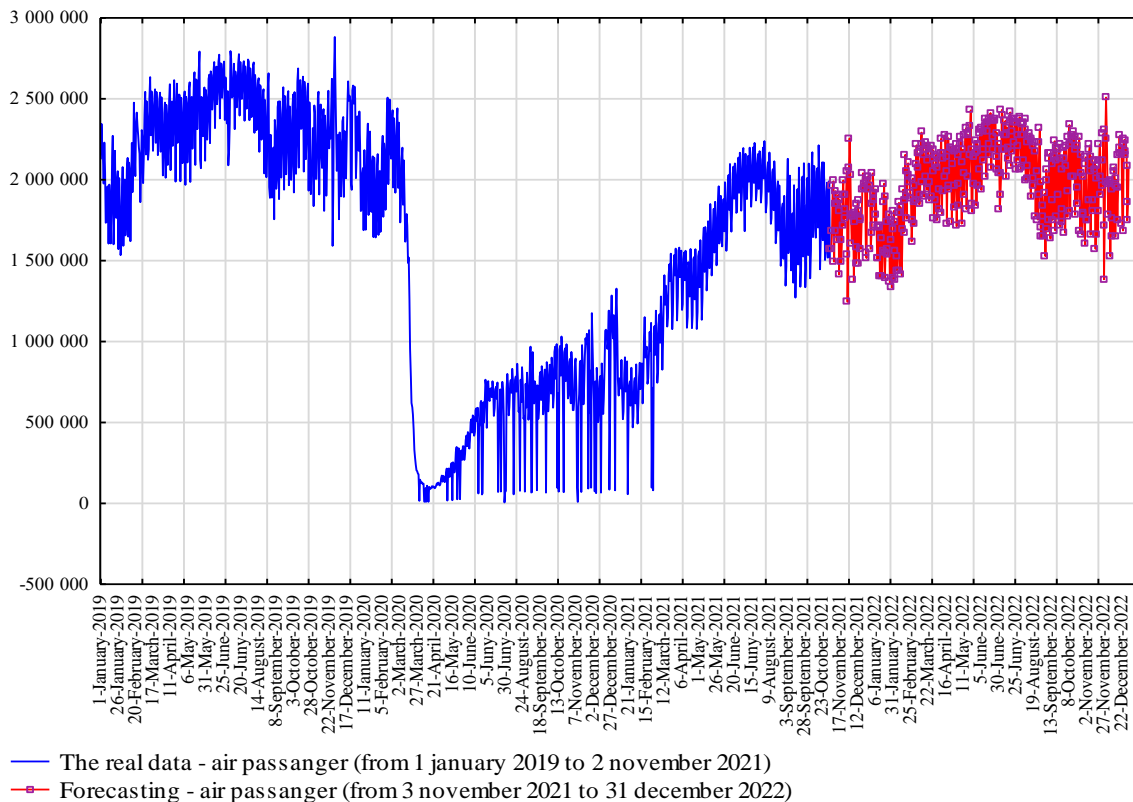
	2019		2021		Index of dynamics on a constant basis (constant-2019)
July	79	332	63	188	0,796501
	046		017		

August	74	445	57	484	0,772161
September	66	941	51	089	
October	72	108	57	162	0,79273
Median					
					0,782445

Source: <https://www.tsa.gov/coronavirus/passenger-throughput> (04.11.2021).

The observed similarity of the trends in the number of passengers transported by air in the United States in the identical months of July - October in 2019 and 2021 became the premise for the calculation of the median of the obtained dynamics indices (0,782445) which became the foundation for the forecasting of following months in 2021 based on the time series of retrospective data from the identical months of 2019. The evaluation of the literature analysis shows that, according to experts, the number of passengers transported by air in the United States will reach the level of 2019 around 2025. This, in turn, became the reason to claim that in 2022 there will be an increase in the number of passengers transported, compared to 2021, which, according to the author, will constitute approximately 0,87% of the number of passengers transported by air in the United States in 2019. The forecasting results are outlined in Figure 5.

Figure 5. Line chart of historical data on the number of passengers transported by air in the United States from 1 January 2019 to 2 November 2021 and their forecast for the period from 3 November 2021 to 31 December 2022



Source: <https://www.tsa.gov/coronavirus/passenger-throughput> (04.11.2021).

The forecast of the number of passengers transported in November - December 2021 was 104 657 463. The total number of future passengers transported by air in the United States for 2021 is 568 761 300. In 2022 the number of passengers should increase to 732 802 414. Having analyzed three incomplete years of retrospective data from January 2019 to 2 November 2021 and the obtained forecasts for the period from 3 November 2021 to 31 December 2022, it was observed that in 2019 approximately 34,42% of the total number of passengers was transported. In 2020, due to the COVID-19 pandemic, there was a decrease to around 12,38% of the total number of air passengers in the United States. In 2021, it will increase to 23,24%, and in 2022 to 29,95% of the total number of passengers transported.

According to the obtained forecasts, the largest number of air passengers in the United States will be transported in July 2022 - at the level of approximately 69 015 880 people. The sum of the forecast for the number of transported passengers in the United States from 3 November 2021 to 31 December 2022 will amount to 837 459 877. The standard deviation of the obtained forecast was 255 680,3, the arithmetic mean is 1 975 141 passengers and the median is 1 998 478 passengers.

Conclusions

Until 2019, air transport had been one of the most dynamically developing modes of transport in the world, its goal was to transport human and material resources in space as quickly as possible.

The research shows that at the beginning of 2020 in the United States there were enormous drops in the number of passengers transported by air caused by the COVID-19 pandemic. From April to October 2020, there was a growing tendency in the number of passengers transported but it was a much lower level compared to 2019. No uptrend was observed from November 2020 to February 2021 while from March to July 2021 there was a strong upward trend followed by declines until September and an increase in October.

In the study a similar trend was observed in the number of passengers transported by air in the United States in the identical months from July to October in 2019 and 2021. The trend was presented with a decrease in the number of passengers transported by air from the identical months July to September, followed by an increase in identical months - October.

The observed regularity and the analysis and evaluation of the literature, as well as the own experience allowed for the development of a model for the forecasting of primary data for the future.

The forecast of the number of passengers transported in November-December 2021 was 104 657 463. The total number of future air passengers in the United States for 2021 is 568 761 300. In 2022, the number of passengers traveling by air is expected to increase to 732 802 414.

Having analyzed three incomplete years of retrospective data from January 2019 to 2 November 2021 and the obtained forecasts for the period from 3 November 2021 to 31 December 2022, it was observed that in 2019 approximately 34,42% of the total number

of passengers was transported. In 2020, due to the COVID-19 pandemic, there was a decrease to around 12,38% of the total number of air passengers in the United States. In 2021, the number of passengers will increase to 23,24% and in 2022 to 29,95% of the total number of passengers.

In 2021, increases in passenger air transport in the United States were observed which may be a premise to conclude that, in a few years, the level recorded in 2019, in terms of the number of passengers transported by air, will be achieved. Undoubtedly, the growing tendency in the number of passengers transported by air in the United States in 2021 is influenced by the increasing number of vaccinated people.

The return to the pre-COVID-19 situation will require even more intensive attempts to contain the spread of the infectious disease by the continuous increasing of the vaccinated population and subsidizing of sectors that suffer losses from persistent disease and require temporary financial support.

An element influencing the level of security of citizens is the obligation of the state to combat epidemic diseases²⁰. Public authorities must focus on ensuring the safety of their citizens, both in the economic context and in the protection of people's health and life. Therefore, in order to be able to talk about improving the condition of the economy and returning to the situation from before the Covid-19 pandemic, the state must cover not only matters related to the control of the pandemic, but also matters related to the economic security of the state and human safety. The conducted research has clearly shown how great impact on the state of the economy, with particular emphasis on the subject of research presented in the article, i.e. air transport, has a random event, such as a pandemic, and how difficult it is to return to the pre-Covid-19 state.

Bibliography

- Bielecka A., *Statystyka dla menadżerów*, Piaseczno 2017.
- Brzeziński M., *Rodzaje bezpieczeństwa państwa*, [in:] *Bezpieczeństwo wewnętrzne państwa. Wybrane zagadnienia*, eds. S. Sułowski, M. Brzeziński, Warszawa 2009.
- Czaputowicz J., *Kryteria bezpieczeństwa międzynarodowego państwa - aspekty teoretyczne*, [in:] *Kryteria bezpieczeństwa międzynarodowego państwa*, eds. S. Dębski, B. Górka - Winter, Warszawa 2003.
- Dittmann P. et al., *Prognozowanie w zarządzaniu sprzedażą i finansami przedsiębiorstwa*, Warszawa 2016.
- Gołemska E., Bentyn Z., Gołemski M., *Logistyka usług. Aktualne trendy rozwoju. Najnowsze wyniki badań. Sprawdzone metody zarządzania*, Warszawa 2017.

²⁰ R. Grabowski, *Bezpieczeństwo a inne wartości konstytucyjnie chronione*, [in:] *Kategoria bezpieczeństwa w regulacjach konstytucyjnych i praktyce ustrojowej państw Grupy Wyszehradzkiej*, eds. A. Biń – Kacała, J. Jirásek, L. Cibulka, T. Drinóczy, Toruń 2016, pp. 143-156.

Grabowska S., *Bezpieczeństwo państwa*, [in:] *Kategoria bezpieczeństwa w regulacjach konstytucyjnych i praktyce ustrojowej państw Grupy Wyszehradzkiej*, eds. A. Bień – Kacała, J. Jirásek, L. Cibulka, T. Drinóczi, Toruń 2016.

Grabowski R., *Bezpieczeństwo a inne wartości konstytucyjnie chronione*, [w:] *Kategoria bezpieczeństwa w regulacjach konstytucyjnych i praktyce ustrojowej państw Grupy Wyszehradzkiej*, eds. A. Bień – Kacała, J. Jirásek, L. Cibulka, T. Drinóczi, Toruń 2016, pp. 143-156.

Józwiak J., Podgórski J., *Statystyka od podstaw*, Warszawa 2012.

Jurgilewicz M., Michalski K., Kubiak M., Grądzka A., *The implementation of selective passenger screening systems based on data analysis and behavioral profiling in the smart aviation security management - conditions, consequences and controversies*, “Journal of Security and Sustainability” June 2020, Issues Vol. 9(4), pp. 1145-1155.

Kingsley K., Kouam H., *COVID-19 and oil prices*, “SSRN Electronic Journal” January 2020, DOI: 10.2139/ssrn.3555880.

Kitler W., *Bezpieczeństwo narodowe RP. Podstawowe kategorie. Uwarunkowania. System*, Warszawa 2011.

Kot S.M., Jakubowski J., Sokołowski A., *Statystyka*, Warszawa 2011.

Kozicki B., Górnikiewicz M., *Unemployment Rate in Poland and USA during COVID-19 Pandemic: A Case Study*, “European Research Studies Journal” 2020, No. 10, DOI: 202010.35808/ersj/1861, pp. 187-200.

Kozicki B., Kalwasiński M., *Multivariate comparative analysis of unemployment rates in the United States and China. COVID-19 versus economic security*, International Business Information Management Conference (37th IBIMA) Cordoba, Spain 2021.

Kuriata A., Kordel Z., *Transport. Ujęcie systemowe*, Warszawa 2020.

Łuniewska M., *Metody wielowymiarowej analizy porównawczej na rynku kapitałowym*, Warszawa 2006.

Łuniewska M., Tarczyński W., *Metody wielowymiarowej analizy porównawczej na rynku kapitałowym*, Warszawa 2006.

Makridakis S.G., Wheelwright S.C., Hyndman R.J., *Forecasting methods and applications*, New York 1998.

Matuka A., *COVID-19 Outbreak and US Economic Policy Uncertainty: An ARDL Approach*, “SSRN Electronic Journal” September 2020.

Nurzyńska A., *Bezpieczeństwo usług w międzynarodowym transporcie lotniczym przewozów pasażerskich*, Katowice 2016.

Papież M., Śmiech S., *Modelowanie i prognozowanie cen surowców energetycznych*, Warszawa 2017.

Puławska-Turyna B., *Statystyka dla ekonomistów. Wydanie III zmienione*, Warszawa 2011.

Rabiej M., *Analizy statystyczne z programami Statistica i Exel*, Gliwice 2018.

Samonas M., *Financial forecasting, analysis, and modelling: a framework for long-term forecasting*, Wiley, Chichester 2015.

Satomi E., et al., *Alocação justa de recursos de saúde escassos diante da pandemia de COVID-19. Considerações éticas*, “Einstein” April 2020, São Paulo 18(2):1-5, DOI: 10.31744/einstein_journal/2020AE5775.

Wojtaszczyk K. A., *Bezpieczeństwo państwa - konceptualizacja pojęć*, [in:] *Bezpieczeństwo państwa. Wybrane problemy*, eds. K. A. Wojtaszczyk, A. Materska - Sosnowska, Warszawa 2009.

Zhu N., et al., *A Novel Coronavirus from Patients with Pneumonia in China, 2019*, "New England Journal of Medicine" 24 January 2020.

Zięba R., *Pozimnowojenny paradygmat bezpieczeństwa międzynarodowego*, [in:] *Bezpieczeństwo międzynarodowe po zimnej wojnie*, ed. R. Zięba, Warszawa 2008.

Zwierzchowski E., *Bezpieczeństwo obywateli*, [in:] *Konstytucja Rzeczypospolitej Polskiej. Komentarz encyklopedyczny*, eds. W. Skrzydło, S. Grabowska, R. Grabowski, Warszawa 2009.

Żyżyński J., *Statystyka opisowa i matematyczna dla zarządzania*, Warszawa 2017.

Prognozowanie liczby pasażerów lotniczych w Stanach Zjednoczonych pod kątem utrzymania bezpieczeństwa ekonomicznego w okresie skutków COVID-19

Streszczenie

Celem badania jest prognoza liczby pasażerów przewiezionych drogą lotniczą w Stanach Zjednoczonych na lata 2021-2022. Prognozę poprzedza wielowymiarowa analiza porównawcza liczby pasażerów przewiezionych drogą lotniczą w Stanach Zjednoczonych od 1 stycznia 2019 r. do 2 listopada 2021 r. Aby osiągnąć ten cel, dane pogrupowano jako zmienne zależne: lata, miesiące-lata. Zaobserwowane podobieństwa, analiza i ocena literatury oraz własne doświadczenia pozwoliły na prognozowanie danych pierwotnych na przyszłość. Uzyskane wyniki wskazują na rosnący trend liczby pasażerów przewożonych drogą lotniczą w Stanach Zjednoczonych. Prognoza na okres od 3 listopada 2021 do 31 grudnia 2022 to 837 459 877 potencjalnych pasażerów lotniczych w Stanach Zjednoczonych. Odchylenie standardowe uzyskanej prognozy wyniosło 255 680,3, średnia arytmetyczna 1 975 141 pasażerów, a mediana 1 998 478 pasażerów. Obserwowane podobne trendy w identycznych miesiącach lipiec-październik w 2019 i 2021 roku oraz analiza literatury i własnych doświadczeń pozwoliły na wybór metody prognozowania liczby pasażerów przewiezionych drogą lotniczą w Stanach Zjednoczonych na przyszłość. Wykryte prawidłowości jako powtarzające się trendy w liczbie pasażerów lotniczych przewożonych w Stanach Zjednoczonych na zasadzie dynamicznej mogą posłużyć do ich prognozowania na przyszłość.

Słowa kluczowe: bezpieczeństwo ekonomiczne, transport lotniczy, prognozowanie, analiza danych, pandemia COVID-19